



Maryland Child Care Resource Network

# Child Care Demographics

# 2014

## Prince George's County Report

Prince George's County, located in suburban metropolitan Washington D.C., encompasses almost 500 square miles. A diverse population of 801,515 (2000) residents is made up of African-Americans, Native Americans, Caucasians, Latinos, Filipinos, Asians and more. Environmentally, the county is as diverse as its people. This vital suburban jurisdiction has densely populated older inner beltway communities, tobacco fields, park lands, wildlife sanctuaries, and 100 miles of shoreline whose rivers empty in to the Chesapeake Bay.

In the past 10 years, Prince George's County experienced the greatest net increase of high-tech jobs in the state. Office space has tripled, and the tax base has doubled. Prince George's 15,300 businesses employ 213,700 workers, and an estimated over 400 of these businesses have 100 or more employees. Major employers include Joint Base Andrews Naval Air Facility, Dimensions Health, NASA-Goddard Space Flight Center, the University System of Maryland, Verizon Communications, Giant Foods Inc., Beltsville Agricultural Research Center, and U.S. Census Bureau.

Source: Maryland Department of Business and Economic Development (DBED) 2013.

*The Maryland Child Care Resource Network and Maryland Family Network, Inc. are co-publishers of this Prince George's County Report for the Network's Maryland Child Care Demographics Report series. The series includes reports for the State, for each of Maryland's 23 counties and the City of Baltimore.*

This publication was produced as a work for hire for the benefit of, and with funds from, the Maryland State Department of Education.

## Frequently Requested Child Care Information

### Child Population 2010

Age Group	Number in age group
0-1	23,606
2-4	34,958
5-9	54,482
10-11	21,973
Total	135,019

Source: Maryland Department of Planning (MDP), 2010 Census Summary File 1.

### Child Care Costs as Compared to Other Major Household Expenses

The estimated current median family income in Prince George's is \$89,357<sup>6</sup>. A family of four that included a couple and two children ages 1-2 and 3-5 years can be expected to have the following yearly household expenses:

Expense	Cost	% of Income
Child Care	\$18,430	20.7%
Infant <sup>1</sup>	\$9,551.88	
Preschooler <sup>2</sup>	\$8,877.96	
Food <sup>3</sup>	\$10,442	11.7%
Housing <sup>4</sup>	\$26,436	29.6%
Taxes <sup>5</sup>	\$22,107	24.7%
Total	\$77,415	86.6%

<sup>1</sup> Average cost of full-time care in a family child care home (LOCATE, 2013).  
<sup>2</sup> Average cost of full-time care in a child care center (LOCATE, 2013). <sup>3</sup>National average cost of food at home based on a moderate cost plan (Cost of Food at Home Estimated for Food Plans at Four Cost Level, July 2013), U.S. Average, United States Department of Agriculture). <sup>4</sup>Based on U.S. Bureau of the Census 2010 median selected owner costs with a mortgage; included mortgage, taxes, insurance and utilities. <sup>5</sup>Federal, state, and local income taxes, Medicare, and FICA taxes per IRS and Maryland Office of Comptroller (2013). Taxes do not reflect Earned Income Credit. <sup>6</sup>Current income as shown in the Geolytics report dated Oct 2013. This data cannot be compared to previous data.

### Average Weekly Cost of Full-time Child Care

Prince George's	Family Child Care Programs	Child Care Centers
0-23 months	\$183.69	\$225.94
2-4 years	\$154.56	\$170.73
5 years <sup>1</sup>	\$143.70	\$158.58
School Age Full <sup>2</sup>	\$135.45	\$145.00
School Age B/A <sup>3</sup>	\$95.77	\$101.45

Source: MFN/LOCATE: Child Care, 7/13.  
<sup>1</sup>Average cost of full time care for a 5 year old. Defined as child being in full time child care or being in kindergarten and out-of-school child care, i.e., holidays, school closures and summers. <sup>2</sup>Average cost of full time care for a 6+ school age child (out-of-school child care, i.e., holidays, school closures and summers). <sup>3</sup>Average cost of before and after school child care.

### Number of Prince George's Children under 12 with Mothers in the Work Force<sup>1</sup>

129,663 – 82.2%<sup>2</sup> of total 2013 child population under 12 (157,740).

<sup>1</sup>Source: MFN/LOCATE: Child Care. <sup>2</sup>Percent based on 2010 census data. Total population number based on Geolytics, Inc. report, 2013.

### Population Information

#### Child Population<sup>1</sup>

	2000		2010	
	Prince George's	Maryland	Prince George's	Maryland
0-3 years	34,246	209,218	35,408	217,560
3-4 years	23,694	144,175	23,156	146,928
5 years	12,251	74,546	11,069	72,700
6-9 years	51,852	316,772	43,413	294,168
10-11 years	25,142	162,481	21,973	151,023
Total	147,185	907,192	135,019	882,379

Source: U.S. Bureau of the Census, 2000, 2010.

#### Female Population (selected ages)

Age Group	2000	2010
20-24	29,176	33,905
25-29	31,432	32,662
30-34	35,139	31,668
Total	95,747	98,235

Source: U.S. Bureau of the Census, 2000, 2010.

#### Work Force Information

##### Total Population Ages 16+ in Work Force

	Prince George's	Maryland
<b>2010</b>		
Female	257,246	1,570,193
Male	248,557	1,623,215
<b>2000</b>		
Female	221,852	1,351,034
Male	209,268	1,418,491
<b>Change</b>		
Female	16.0% (+)	16.2% (+)
Male	18.8% (+)	14.4% (+)

Source: U.S. Bureau of the Census, 2000, 2010 American Community Survey (ACS).

#### Females (16+) with Children

Age Group	2000	2010	Change
Total females (16+) with children under 6	25,051	66,419	N/A*
Total females (16+) with children under 6 in the work force	18,715	N/A*	N/A*
Total females (16+) with children 6-17	58,025	126,052	N/A*
Total females (16+) with children 6-17 in the work force	47,972	N/A*	N/A*

Source: U.S. Bureau of the Census, 2010 ACS.  
\* Comparable data not available for 2010 census.

#### Total Population

	Prince George's	Maryland
2010	863,420	5,773,552
2000	801,515	5,296,486
1995	771,605	5,046,079
1990	728,553	4,780,753
1980	665,071	4,216,975

Source: U.S. Bureau of the Census, 2010, 2000, 1990, 1980.

#### Male Population (selected ages)

Age Group	2000	2010
20-24	29,436	36,739
25-29	28,565	32,020
30-34	31,042	29,390
Total	89,043	98,149

Source: U.S. Bureau of the Census, 2000, 2010.

#### Households

	2000	2010
Total household population	784,158	884,092
Total # of households	286,610	304,042
Average household size	2.74	2.78

Source: U.S. Bureau of the Census, 2000, 2010.

Census Information

Families and Poverty

	2000	%	2010	%	%Change
All Families	198,066	100%	203,520	100%	2.8%(+)
Families Below Poverty Level	10,641	5.4%	12,822	6.3%	20.5%(+)
All Families w/Children Under 6**	22,678	N/A*	20,435	100%	N/A*
Families w/Children Under 5 Below Poverty Level	4,137	N/A*	N/A*	7.2%*	N/A*
All Families w/Children Under 18	101,251	100%	93,115	100%	8.0%(-)
Families w/Children Under 18 Below Poverty Level	8,450	8.3%	8,287	8.9%	1.9%(-)

Source: U.S. Bureau of the Census, 2000, 2010. Prepared by MDP.  
\*Comparable data not available from 2010 Census.

Educational Attainment

	Prince George's	%Adult Pop. Over 25 Yrs	Maryland	%Adult Pop. Over 25 Yrs
High School Grad or Higher	481,238	86.2%	3,410,847	88.1%
Associate, Bachelor's Degree or Higher	197,528	35.4%	1,641,593	42.4%

Source: U.S. Bureau of the Census, 2010 ACS.

Children and Poverty

	2000	%	2010	%	%Change
Total Related Children Under 18	179,642	100%	165,222	100%	8.0%(-)
Total Children Under 18 Below Poverty Level	20,108	11.2%	18,009	10.9%	10.4%(-)
Total Children Under 5 Below Poverty Level	5,461	11.8%	N/A*	10.0%	N/A*
Total Children 5-17 Below Poverty Level	14,647	11.0%	N/A*	11.3%	N/A*

Source: U.S. Bureau of the Census, 2000, 2010. Prepared by MDP.  
\*Comparable data not available from 2010 Census.

Families

Prince George's	Total	Total # of All Families With Related Children Under Age 6	Total # of All Families With Related Children Under Age 18
2000	198,066	22,676	101,251
2010	203,520	25,752	109,697
Change	2.8%(+)	13.6%(+)	8.3%(+)

Maryland

	Total	Total # of All Families With Related Children Under Age 6	Total # of All Families With Related Children Under Age 18
2000	1,359,318	150,011	662,172
2010	1,447,002	170,870	728,045
Change	6.5%(+)	13.9%(+)	9.9%(+)

Source: U.S. Bureau of the Census, 2000, 2010. Prepared by MDP.

### Income, Unemployment and Housing Information

#### Annual Wage Rate Information

Public School Teacher Salary Average (Prince George's County)	\$64,803
Public School Teacher Salary Average (MD)	\$64,248
Nonpublic School Teacher Average (Maryland)	\$52,096
Family Child Care Provider (Maryland)	\$31,388
Child Care Center Director (Maryland)	\$38,997
Center Senior Staff/Teacher (Maryland)	\$26,172
Center Aide (Maryland)	\$18,096

Sources: MSDE, Oct 2012; Association of Independent Maryland Schools (AIMS), 2013-14 school year, and MFN's 2013 Statewide Survey of Family Child Care Providers and Child Care Centers.

#### Family Income

##### Median Family Income, 2010 Census

Prince George's	\$108,828
Maryland	\$83,137

Source: U.S. Bureau of the Census, 2010 ACS.

##### Median Household Income<sup>1</sup>:

Prince George's	\$72,178
Maryland	\$71,294

Distribution	Percent Households	
	Prince George's	Maryland
under \$25,000	12.3%	15.9%
\$25,000 - \$49,999	19.6%	18.7%
\$50,000 - \$74,999	20.2%	17.8%
\$75,000+	47.9%	47.6%

Source: <sup>1</sup>Brief Economic Facts of Maryland Department of Business and Economic Development, 2013. Data is not directly comparable to 2010 or earlier reports. NOTE: Percentages may not total 100% because of rounding.

#### Unemployment Rate

	Prince George's	Maryland
1996	4.9%	4.9%
1997	4.8%	4.7%
1998	4.5%	4.3%
1999	3.4%	3.3%
2000	3.4%	3.4%
2001	4.4%	4.0%
2002	4.5%	3.9%
2003	4.5%	4.1%
2004	4.3%	3.9%
2005	4.4%	3.9%
2006	4.0%	3.7%
2007	3.9%	3.6%
2008	4.8%	4.5%
2009	7.3%	7.1%
2010	7.4%	7.3%
2011	7.3%	7.2%
2012	6.6%	6.5%
2013	6.4%	6.2%

Source: Maryland Department of Labor, Licensing and Regulation (DLLR), Sept 2013.

#### Housing Information

	Prince George's	Maryland
Owner-Occupied housing	189,330 (63%)	1,426,267 (67%)
Renter-Occupied housing	112,593 (37%)	701,172 (33%)

Note: Percentage is based on total occupied housing units.

	Prince George's	Maryland
Mean value of Owner-Occupied Housing	\$286,100	\$301,400
Median Selected Monthly Owner Costs With a Mortgage	\$2,203	\$2,016
Median Gross Residential Monthly Rent	\$1,182	\$1,131

Source: U.S. Bureau of the Census, 2010 ACS.

Supply of Regulated Early Childhood Programs and Education

**Children's Programs by Type with Capacity/ Enrollment**

	# of Programs	Capacity
Family Child Care Providers	955	7,377
*OCC Licensed Group Programs	402	23,748
8-12 Hour Child Care Centers	281	16,451
Infant/Toddler	138	1,404
Part-Day	32	N/A
Before/after School (School & Center-Based)	311	N/A
Employer-Sponsored Centers	10	778
Youth Camps	77	N/A
Nursery Schools	56	N/A
Kindergarten	21	N/A
**Head Start	36	enrollment: 1,041
***Public Pre-Kindergarten Sites	88	

\*Note: Numbers do not total because facilities may have more than one type of program. Unless otherwise indicated, all programs are privately funded.

\*\* Federally funded programs which include Head Start, Early Head Start and Home-based Head Start.

\*\*\*State funded.

Source: MFN/LOCATE Child Care, 7/13; Maryland State Department of Education; Department of Health and Mental Hygiene.

**Education**

**Public and Private Schools (Elementary and Middle)**

	Public	Private
Elementary Schools	124	6
Middle Schools	24	0
Combined	11	45

**Elementary School Enrollment**

	Public	Private
Pre-Kindergarten	5,602	1,585
Kindergarten	9,982	889
Grades 1 - 6	46,393	4,433
Total	61,977	6,907

Source: MSDE, 2012-13 school year. Enrollment figures are for September 30, 2012. Private schools include MSDE approved schools and those operated by a tax-exempt religious organization which hold a letter of exemption from approval in accordance with State law.

## Supply of Child Care

## Supply of Family Child Care

City	# of Providers	Number Providing Services to			Mean Weekly Cost of Care		
		Infant	Pre-school	School-Age	Infants	Pre-school	B/A School
Beltsville	19	18	18	15	210.00	172.14	112.00
Bowie	96	88	94	83	205.03	166.77	104.22
Greenbelt	11	11	10	10	202.78	167.34	94.29
Hyattsville	53	51	51	49	171.83	144.52	92.86
Lanham	49	48	49	45	175.07	151.44	104.36
Laurel	59	55	56	48	204.93	160.27	110.00
Riverdale	13	13	13	9	181.00	144.63	93.00
Capitol Heights	53	50	52	47	171.78	142.99	96.94
Forestville	23	21	22	18	180.50	146.50	103.75
Landover	23	21	22	20	187.68	141.67	97.31
Mitchellville	25	22	24	21	193.21	165.44	85.83
Suitland	32	31	32	28	174.38	141.39	90.22
Upper Marlboro	120	104	115	101	186.25	156.94	104.17
Accokeek	13	13	13	10	189.44	161.81	106.25
Brandywine	13	11	12	11	199.00	165.00	106.00
Clinton	74	71	73	68	173.28	142.53	91.51
Fort Washington	71	65	67	66	180.54	151.80	99.22
Oxon Hill	23	21	22	21	182.94	154.71	107.81
Temple Hills	50	46	49	41	169.51	139.12	91.11

## Supply of Full-Day Center Care

City	# of Providers	Number Providing Services to			Mean Weekly Cost of Care		
		Infant	Pre-school	School-Age	Infants	Pre-school	B/A School
Beltsville	9	5	9	7	\$269.42	\$ 188.89	\$ 122.50
Bowie	30	13	25	22	247.92	190.71	108.00
Greenbelt	5	1	5	4	273.00	182.63	110.00
Hyattsville	18	9	17	8	216.67	151.25	108.00
Lanham	12	7	12	9	269.20	193.03	119.63
Laurel	18	8	17	11	282.00	190.49	110.17
Riverdale	7	4	7	4	225.00	157.92	75.00
Capitol Heights	14	9	13	10	205.00	148.59	97.50
Forestville	7	3	7	7	176.25	135.00	96.00
Landover	17	8	17	13	176.67	155.07	111.25
Mitchellville	5	3	5	3	235.00	188.64	97.50
Suitland	9	5	9	8	266.67	169.05	113.75
Upper Marlboro	17	7	16	11	238.75	189.04	122.19
Accokeek	3	2	3	2	200.00	179.75	110.00
Brandywine	3	2	3	2	200.00	144.17	130.00
Clinton	15	8	15	13	190.83	162.92	108.50
Fort Washington	18	5	16	16	200.00	137.92	111.67
Oxon Hill	6	3	4	2	235.00	178.00	125.00
Temple Hills	17	7	15	16	208.00	141.08	98.33

NOTE: Only selected cities/communities in Prince George's County are represented. The number of providers caring for the different age groups does not equal the total number of providers in each city because some providers may care for more than one age group and/or complete information may not be available. "B/A School" is care provided before and/or after school.

Source: MFN/LOCATE: Child Care, 7/13.

Supply of Regulated Child Care

Density of Regulated Family Child Care Homes in Prince George's County

1 dot = 1 home



Source: MFN/LOCATE: Child Care, 7/13.

Density of Licensed 8-12 Hour Child Care Centers in Prince George's County

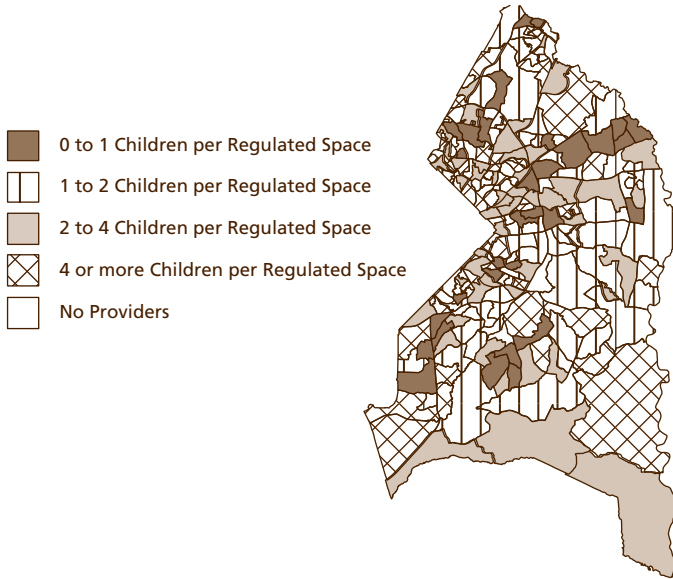
1 dot = 1 center



Source: MFN/LOCATE: Child Care, 7/13.

### Supply of Regulated Child Care

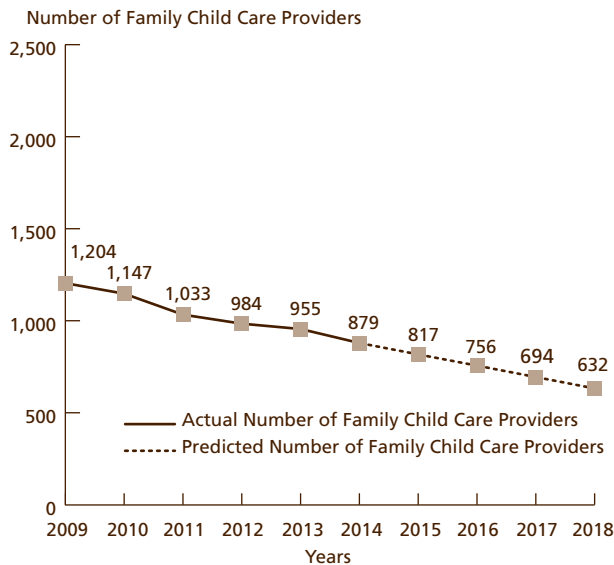
#### Number of Children 0-5 Years Per Regulated Child Care Space by Census Tract



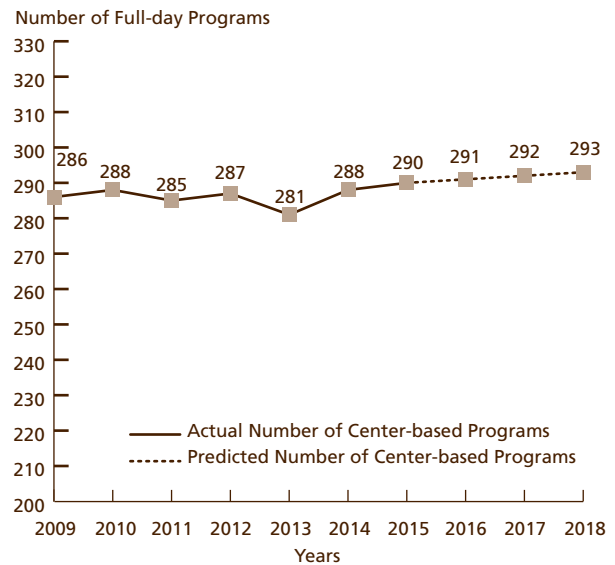
This map is based on census tracts defined by the U.S. Bureau of the Census. It does not accurately delineate land/water boundaries in some census tracts. Sources: U.S. Bureau of the Census, 2010. MFN/LOCATE: Child Care, 7/13.

#### Past and Anticipated Growth Patterns for Family/Center Providers

##### Family Child Care Providers in Prince George's 2009-2018



##### Center-based Programs in Prince George's 2009-2018 Full-day (8 to 12 hours)



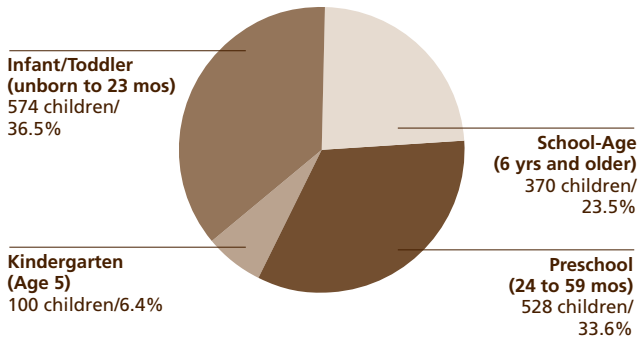
These predictions were generated with the use of the Multiple Regression Analysis and Forecasting template. The predictions generated by the Model do not reflect the effects of current changes to social programs affecting child care. Source: MFN/LOCATE: Child Care, 7/13.



Demand for Child Care

Children Served by Age

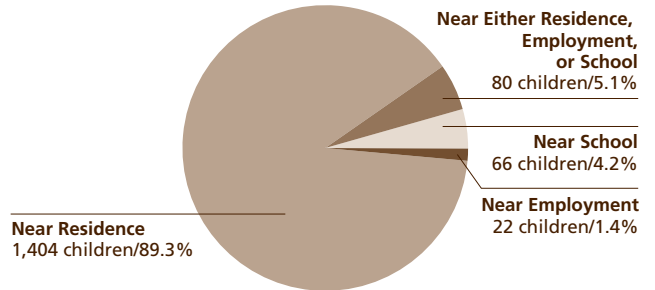
N=1,572



Source: LOCATE: Child Care at Maryland Family Network, Baltimore (7/1/12-6/30/13).

Children Served by Locational Preferences for Care

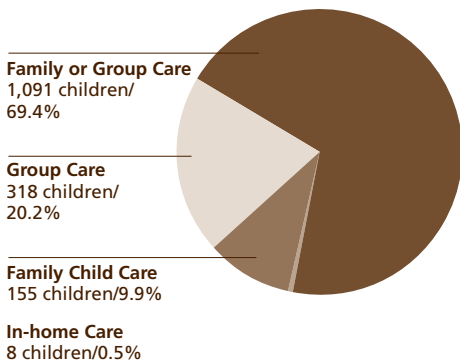
N=1,572



Source: LOCATE: Child Care at Maryland Family Network, Baltimore (7/1/12-6/30/13).

Children Served by Type of Care Preferred

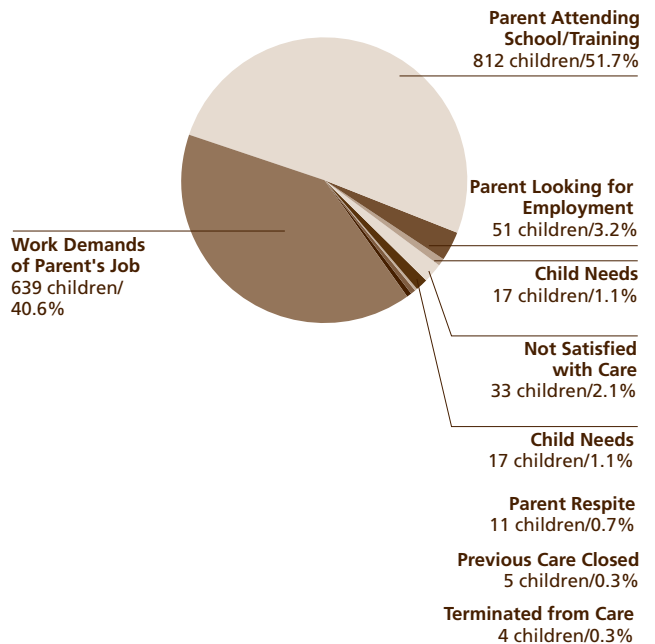
N=1,572



Source: LOCATE: Child Care at Maryland Family Network, Baltimore (7/1/12-6/30/13).  
NOTE: Percentages may not total 100% because of rounding.

Reason Child Care is Needed

N=1,572



Source: LOCATE: Child Care at Maryland Family Network, Baltimore (7/1/12-6/30/13).  
NOTE: Percentages may not total 100% because of rounding.

### Demand for Child Care

**Number of Children Served by LOCATE: Child Care**  
1,572 children (7/1/12-6/30/13)

**Full-time or Part-time Care Needs of Children Served** N=1,572

Full-time: 1,049 children (66.7%)
Part-time: 507 children (32.3%)
Other*: 16 children (1.0%)

\* Includes requests for sick, backup and temporary care.  
Source: LOCATE: Child Care at Maryland Family Network, Baltimore (7/1/12-6/30/13).

**Child Care Subsidy Program (formerly POC)**

**LOCATE calls received from parents with children eligible for Child Care Subsidy**  
736 (46.8% of all calls)

**LOCATE calls received from parents with children receiving Child Care Subsidy**  
412 (26.2% of all calls)

Source: LOCATE: Child Care at Maryland Family Network, Baltimore (7/1/12-6/30/13).

**Major Reasons Parents Could Not Find Child Care in Prince George's**

Reason	Count
Cost	73
Other	9
Location	7
Transportation/Escort	7
Combination of ages	6
Schedule	5
No vacancies for infant	4
Special needs	4
No vacancies for school age	3
Quality of care	2
No part time	1

Source: LOCATE: Child Care at Maryland Family Network, Baltimore (7/1/12-6/30/13).

**Major Factors Important to Parents Who Found Child Care in Prince George's**

Reason	Count
Proximity to home, school, work	240
Cost	211
Environment	171
Educational program	78
Nearby transportation	73
Caregiver	68
Escort	60
Hours of operation/part time	15
Only program/provider with vacancy	9

Source: LOCATE: Child Care at Maryland Family Network, Baltimore (7/1/12-6/30/13).

### Supply of Child Care

**Child Care Subsidy Program**

**Family Child Care Providers willing to care for CCS children in Prince George's**  
803 (84.1% of total family child care providers)

**Child Care Centers willing to care for CCS children in Prince George's County**  
224 (79.7% of total child care centers)

Source: MFN/LOCATE: Child Care at Prince George's Child Resource Center (7/1/11-6/30/12).

**Prince George's FY14 Projected Allocation**  
\$10,675,020 = 2,488 full-time children

Source: Maryland State Department of Education, Office of Child Care.

**Special Needs Child Care**

**Family providers who serve/have served children with special needs**  
608 (63.7% of total family child care providers in Prince George's)

**Centers who serve/have served children with special needs**  
197 (70.1% of total child care centers in Prince George's)

Source: LOCATE: Child Care at Maryland Family Network, Baltimore (7/1/12-6/30/13).

## Definitions

**Before/After-School Care:** School-Age child care offers care to children enrolled in Kindergarten or above. Care is provided before and/or after school and during school holidays/vacations. Programs are licensed by the Office of Child Care. Programs may operate from a school building or other licensed facility.

**Census of Population and Housing:** There are two versions of the 2000 Census questionnaire: a short form which asks a limited number of population and housing questions of all households, and a long form questionnaire which asks additional social and economic questions of a sample of all households. The data contained in the Census Summary Tape File 1 A (STF 1 A) are based on the questions which were asked of all persons, while the data from the Census Summary Tape File 3A (STF 3A) are based on the sample questionnaire. The user should note that data obtained from a sample are subject to sampling variability, and that there are limitations to many of these data.

**Child Care:** The care or supervision of a child when the child's parent has given the child's care over to another for some portion of a 24-hour-day as a supplement to the parent's primary care of the child. (OCC)

**Child Care Center:** Child care provided in a facility that, for part or all of the day, provides care to children in the absence of the parent. Centers are licensed by the Office of Child Care.

**Child Care Subsidy Program (formerly POC):** Provides financial assistance to eligible families in securing care for their children in registered family child care homes or licensed child care centers while parents/guardians are attending school, working, or in job training.

**Children with Special Needs:** Children who, because of a disability or other special educational, developmental, physical, emotional, behavioral, or medical condition, require additional care, or whose activities are restricted by a certain condition. (OCC)

**Current Median Family Income:** Current median family income is the value shown in a Geolytics report dated Oct 2013.

**Current Population Estimates:** Current population estimates are based on GeoLytics, Inc. Reports.

**Educational Attainment:** The highest level of school completed or the highest degree received. Educational attainment figures were used for persons over 25 years of age. (U.S. Bureau of the Census)

**Employer-Sponsored Centers:** A child care center located on-site or off-site which is sponsored by a corporation, business, or other employer. Employees are given priority for enrollment slots.

**Family Child Care:** The care given to a child younger than 13 years old or to a developmentally disabled person younger than 21 years old, in place of parental care for less than 24 hours a day, in a residence other than the child's residence and for which the provider is paid. Regulations allow a family child care provider to care for as many as eight children at any time. (OCC)

**Family Household Income:** Family includes a householder and one or more persons living in the same household who are related to the householder by birth, marriage, or adoption. A household can contain only one family for purposes of census tabulations. Information on money income received in the calendar year 1999 was requested from persons 15 years and over. (U.S. Bureau of the Census)

**Head Start:** Project Head Start provides comprehensive developmental services for children from low-income families. Head Start is comprised of four components including Education, Health, Parent Involvement, and Social Services. Head Start Centers serve children from age 3 to school entry age from income eligible families.

**Infant/Toddler:** In the State of Maryland, "infant" means a child under 18 months old. "Toddler" means a child 18 months old or older but younger than 2 years old. (OCC) MFN reports "infant" as a child birth through 23 months of age.

**Kindergarten:** An instructional program for children who are 5 years old by September 1st of each academic year. Programs may be operated by a private or public school. Kindergarten is the year of school which precedes entrance to first grade.

**The National Child Care Survey 1990:** (NCCS) contains information on demand and parental preferences for care based on a nationally representative sample of families with children younger than age 13. The NCCS examined the type of care and education (excluding formal schooling) that parents use to supplement their own care of children. Employed mothers were surveyed regarding the primary supplemental care arrangements used for the most hours per week by their youngest child excluding school or kindergarten attendance.

The results indicate that 66% of the employed mothers surveyed used no supplemental care, or utilized care by relatives, by caregivers in the child's own home, or other arrangements. Family child care homes or child care centers were used as the primary supplemental care arrangement by the remaining 34%. The mother's utilization of out-of-home care varied with the age of the child, with 42% of children under 3 years of age, 60% of children ages 3-4 years, and 21% of children 5-12 years placed in these settings for supplemental care.

## Definitions, cont.

**Nursery Schools:** An instructional program approved or exempted by the Maryland State Department of Education for children who are two through four years old. The maximum length of the program is 6 hours per day, however most operate only a few hours per day and may meet only two or three times per week for a nine month period.

**Owner Costs with Mortgage (Selected Monthly):** The sum of payments for mortgages, deeds of trust, contracts to purchase, or similar debts on the property; real estate taxes; fire hazard, and flood insurance on the property; utilities; and fuels. It also includes, where appropriate, the monthly condominium fees or mobile home costs. A housing unit is owner-occupied if the owner or co-owner lives in the unit even if it is mortgaged or not fully paid for. (U.S. Bureau of the Census)

**Part Day:** A program regulated by OCC with an educational focus for children one or two years before entering kindergarten. These programs are usually 2-3 hrs/ day, 2-3 days/week, nine months/year.

**Pre-Kindergarten:** These are publicly funded pre-kindergarten programs for eligible 4-year-old children administered by local boards of education or qualified vendors. The programs have the overall goal of providing learning experiences to help children develop and maintain school readiness skills necessary for successful school performance. Local school systems shall enroll all 4-year-old applicants from economically disadvantaged or homeless families.

**Poverty Level:** The poverty guideline for a family of four persons was \$23,550 in 2013. (U.S. Department of Health and Human Services, JAN 2013)

**Renter Occupied Gross Monthly Rent:** Monthly contract rent plus the estimated average monthly cost of utilities and fuels, if these are paid by the renter. All occupied housing units which are not owner-occupied, whether they are rented for cash rent or occupied without payment of cash rent, are classified as renter-occupied. (U.S. Bureau of the Census)

**Unemployment Rate:** Civilians 16 years old and over are classified unemployed if they (1) were neither "at work" nor "with a job but not at work" during the reference week, and (2) were looking for work during the last four weeks, and (3) were available to accept a job. Also included were civilians who did not work at all during the reference week and were waiting to be called back to a job from which they had been laid off. (U.S. Bureau of the Census)

**Youth Camps (Licensed):** A day camp, residential camp, travel camp, or trip camp licensed by the Department of Health and Mental Hygiene.

The Maryland Child Care Resource Network is a public/private partnership designed to expand and improve child care delivery in Maryland. Maryland Family Network manages the Network and operates as its Statewide Coordinating Entity. Funding for this publication was made available by Maryland Family Network, the Maryland State Department of Education, and Maryland's business community.

For more information regarding the Child Care Demographic Reports, contact:

**Maryland Family Network**  
1001 Eastern Avenue, 2nd Floor  
Baltimore, Maryland 21202  
410.659.7701  
tel 410.659.7701 fax 410.783.0814  
www.marylandfamilynetwork.org

For information regarding technical assistance and training for the child care community, contact:

**Prince George's Child Care Resource Center**  
9475 Lottsford Road, Suite 202  
Largo, MD 20774  
301.772.8420

*This publication was produced as a work for hire for the benefit of, and with funds from, the Maryland State Department of Education.*

©2014 Maryland State Department of Education

©2014 Maryland Family Network



**MARYLAND  
FAMILY  
NETWORK**

