

Prince George's County Report

Prince George's County wraps around the eastern boundary of Washington, D.C. and offers urban, suburban and rural settings for employers and residents. The region's national and international airports and the Port of Baltimore are less than an hour away.

The county has one of the largest technology and aerospace sectors in the state. It also has significant federal facilities, such as Joint Base Andrews Naval Air Facility Washington and the USDA Beltsville Agricultural Research Center, the world's largest and most diversified agricultural research complex. Prince George's County has 15,400 businesses that employ 213,000 workers with over 400 of these businesses having 100 or more employees. Major private employers include CSC, SGT, Comcast, Greenhorne & O'Mara, Inovalon, and Verizon.

Source: Maryland Department of Business and Economic Development (DBED) 2014.2

The Maryland Child Care Resource Network and Maryland Family Network, Inc. are co-publishers of this Prince George's County Report for the Network's Maryland Child Care Demographics Report series. The series includes reports for the State, for each of Maryland's 23 counties and the City of Baltimore.

This publication was produced as a work for hire for the benefit of, and with funds from, the Maryland State Department of Education.

Frequently Requested Child Care Information

Child Population 2010

Age Group	Number in age group
0-1	23,606
2-4	34,958
5-9	54,482
10-11	21,973
Total	135,019

Source: Maryland Department of Planning (MDP), 2010 Census Summary File 1.

Child Care Costs as Compared to Other Major Household Expenses

The estimated current median family income in Prince George's is \$88,895⁶. A family of four that included a couple and two children ages 1-2 and 3-5 years can be expected to have the following yearly household expenses:

Expense	Cost	% of Income
Child Care	\$18,675	21.0%
Infant ¹	\$9,694.88	
Preschooler ²	\$8,979.88	
Food ³	\$10,717	12.1%
Housing ⁴	\$26,436	29.7%
Taxes ⁵	\$20,721	23.3%
Total	\$76,549	86.1%

¹ Average cost of full-time care in a family child care home (LOCATE, 2014).

² Average cost of full-time care in a child care center (LOCATE, 2014). ³ National average cost of food at home based on a moderate cost plan (Cost of Food at Home Estimated for Food Plans at Four Cost Level, July 2014), U.S. Average, United States Department of Agriculture). ⁴ Based on U.S. Bureau of the Census 2010 median selected owner costs with a mortgage; included mortgage, taxes, insurance and utilities. ⁵ Federal, state, and local income taxes, Medicare, and FICA taxes per IRS and Maryland Office of Comptroller (2014). Taxes do not reflect Earned Income Credit. ⁶ Current income as shown in the Geolytics report dated Oct 2014. This data cannot be compared to previous data.

Average Weekly Cost of Full-time Child Care

Prince George's	Family Child Care Programs	Child Care Centers
0-23 months	\$ 186.44	\$ 232.58
2-4 years	\$ 157.84	\$ 172.69
5 years ¹	\$ 146.75	\$ 160.64
School Age Full ²	\$ 137.81	\$ 149.46
School Age B/A ³	\$ 96.33	\$ 100.79

Source: MFN/LOCATE: Child Care, 7/14.

¹ Average cost of full time care for a 5 year old. Defined as child being in full time child care or being in kindergarten and out-of-school child care, i.e., holidays, school closures and summers. ² Average cost of full time care for a 6+ school age child (out-of-school child care, i.e., holidays, school closures and summers).

³ Average cost of before and after school child care.

Number of Prince George's Children under 12 with Mothers in the Work Force¹

127,246 – 82.2%² of total 2014 child population under 12 (154,801).

¹ Source: MFN/LOCATE: Child Care. ² Percent based on 2010 census data. Total population number based on Geolytics, Inc. report, 2014.

Population Information

Child Population¹

	2000		2010	
	Prince George's	Maryland	Prince George's	Maryland
0-3 years	34,246	209,218	35,408	217,560
3-4 years	23,694	144,175	23,156	146,928
5 years	12,251	74,546	11,069	72,700
6-9 years	51,852	316,772	43,413	294,168
10-11 years	25,142	162,481	21,973	151,023
Total	147,185	907,192	135,019	882,379

Source: U.S. Bureau of the Census, 2000, 2010.

Female Population (selected ages)

Age Group	2000	2010
20-24	29,176	33,905
25-29	31,432	32,662
30-34	35,139	31,668
Total	95,747	98,235

Source: U.S. Bureau of the Census, 2000, 2010.

Work Force Information

Total Population Ages 16+ in Work Force

	Prince George's	Maryland
2010		
Female	257,246	1,570,193
Male	248,557	1,623,215
2000		
Female	221,852	1,351,034
Male	209,268	1,418,491
Change		
Female	16.0% (+)	16.2% (+)
Male	18.8% (+)	14.4% (+)

Source: U.S. Bureau of the Census, 2000, 2010 American Community Survey (ACS).

Females (16+) with Children

Age Group	2000	2010	Change
Total females (16+) with children under 6	25,051	66,419	N/A*
Total females (16+) with children under 6 in the work force	18,715	N/A*	N/A*
Total females (16+) with children 6-17	58,025	126,052	N/A*
Total females (16+) with children 6-17 in the work force	47,972	N/A*	N/A*

Source: U.S. Bureau of the Census, 2010 ACS.

* Comparable data not available for 2010 census.

Total Population

	Prince George's	Maryland
2010	863,420	5,773,552
2000	801,515	5,296,486
1995	771,605	5,046,079
1990	728,553	4,780,753
1980	665,071	4,216,975

Source: U.S. Bureau of the Census, 2010, 2000, 1990, 1980.

Male Population (selected ages)

Age Group	2000	2010
20-24	29,436	36,739
25-29	28,565	32,020
30-34	31,042	29,390
Total	89,043	98,149

Source: U.S. Bureau of the Census, 2000, 2010.

Households

	2000	2010
Total household population	784,158	884,092
Total # of households	286,610	304,042
Average household size	2.74	2.78

Source: U.S. Bureau of the Census, 2000, 2010.

Census Information

Families and Poverty

	2000	%	2010	%	%Change
All Families	198,066	100%	203,520	100%	2.8%(+)
Families Below Poverty Level	10,641	5.4%	12,822	6.3%	20.5%(+)
All Families w/Children Under 6**	22,678	N/A*	20,435	100%	N/A*
Families w/Children Under 5 Below Poverty Level	4,137	N/A*	N/A*	7.2%*	N/A*
All Families w/Children Under 18	101,251	100%	93,115	100%	8.0%(-)
Families w/Children Under 18 Below Poverty Level	8,450	8.3%	8,287	8.9%	1.9%(-)

Source: U.S. Bureau of the Census, 2000, 2010. Prepared by MDP.
*Comparable data not available from 2010 Census.

Educational Attainment

	Prince George's	%Adult Pop. Over 25 Yrs	Maryland	%Adult Pop. Over 25 Yrs
High School Grad or Higher	481,238	86.2%	3,410,847	88.1%
Associate, Bachelor's Degree or Higher	197,528	35.4%	1,641,593	42.4%

Source: U.S. Bureau of the Census, 2010 ACS.

Children and Poverty

	2000	%	2010	%	%Change
Total Related Children Under 18	179,642	100%	165,222	100%	8.0%(-)
Total Children Under 18 Below Poverty Level	20,108	11.2%	18,009	10.9%	10.4%(-)
Total Children Under 5 Below Poverty Level	5,461	11.8%	N/A*	10.0%	N/A*
Total Children 5-17 Below Poverty Level	14,647	11.0%	N/A*	11.3%	N/A*

Source: U.S. Bureau of the Census, 2000, 2010. Prepared by MDP.
*Comparable data not available from 2010 Census.

Families

Prince George's

	Total	Total # of All Families With Related Children Under Age 6	Total # of All Families With Related Children Under Age 18
2000	198,066	22,676	101,251
2010	203,520	25,752	109,697
Change	2.8%(+)	13.6%(+)	8.3%(+)

Maryland

	Total	Total # of All Families With Related Children Under Age 6	Total # of All Families With Related Children Under Age 18
2000	1,359,318	150,011	662,172
2010	1,447,002	170,870	728,045
Change	6.5%(+)	13.9%(+)	9.9%(+)

Source: U.S. Bureau of the Census, 2000, 2010. Prepared by MDP.

Income, Unemployment and Housing Information

Annual Wage Rate Information

Public School Teacher Salary Average (Prince George's County)	\$64,988
Public School Teacher Salary Average (MD)	\$64,546
Nonpublic School Teacher Average (Maryland)	\$52,967
Family Child Care Provider (Maryland)	\$32,287
Child Care Center Director (Maryland)	\$38,570
Center Senior Staff/Teacher (Maryland)	\$25,770
Center Aide (Maryland)	\$17,442

Sources: MSDE, Oct 2013; Association of Independent Maryland Schools (AIMS), 2014-15 school year, and MFN's 2014 Statewide Survey of Family Child Care Providers and Child Care Centers.

Family Income

Median Family Income, 2010 Census

Prince George's	\$108,828
Maryland	\$83,137

Source: U.S. Bureau of the Census, 2010 ACS.

Median Household Income¹:

Prince George's	\$72,254
Maryland	\$71,707

Distribution	Percent Households	
	Prince George's	Maryland
under \$25,000	12.6%	16.1%
\$25,000 - \$49,999	19.7%	18.4%
\$50,000 - \$74,999	19.6%	17.6%
\$75,000+	48.2%	47.9%

Source: ¹Brief Economic Facts of Maryland Department of Business and Economic Development, 2014.2. Data is not directly comparable to 2010 or earlier reports.
NOTE: Percentages may not total 100% because of rounding.

Unemployment Rate

	Prince George's	Maryland
1996	4.9%	4.9%
1997	4.8%	4.7%
1998	4.5%	4.3%
1999	3.4%	3.3%
2000	3.4%	3.4%
2001	4.4%	4.0%
2002	4.5%	3.9%
2003	4.5%	4.1%
2004	4.3%	3.9%
2005	4.4%	3.9%
2006	4.0%	3.7%
2007	3.9%	3.6%
2008	4.8%	4.5%
2009	7.3%	7.1%
2010	7.4%	7.3%
2011	7.3%	7.2%
2012	6.6%	6.5%
2013	6.4%	6.2%
2014	5.9%	5.6%

Source: Maryland Department of Labor, Licensing and Regulation (DLLR), Sept 2014.

Housing Information

	Prince George's	Maryland
Owner-Occupied housing	189,330 (63%)	1,426,267 (67%)
Renter-Occupied housing	112,593 (37%)	701,172 (33%)

Note: Percentage is based on total occupied housing units.

	Prince George's	Maryland
Mean value of Owner-Occupied Housing	\$286,100	\$301,400
Median Selected Monthly Owner Costs With a Mortgage	\$2,203	\$2,016
Median Gross Residential Monthly Rent	\$1,182	\$1,131

Source: U.S. Bureau of the Census, 2010 ACS.

Supply of Regulated Early Childhood Programs and Education

Children's Programs by Type with Capacity/ Enrollment

	# of Programs	Capacity
Family Child Care Providers	960	7,452
*OCC Licensed Group Programs	401	23,756
8-12 Hour Child Care Centers	274	16,070
Infant/Toddler	136	1,409
Part-Day	32	N/A
Before/after School (School & Center-Based)	313	N/A
Employer-Sponsored Centers	9	733
Youth Camps	62	N/A
Nursery Schools	57	N/A
Kindergarten	23	N/A
**Head Start	36	enrollment: 918
***Public Pre-Kindergarten Sites	135	

*Note: Numbers do not total because facilities may have more than one type of program. Unless otherwise indicated, all programs are privately funded.
 ** Federally funded programs which include Head Start, Early Head Start and Home-based Head Start.
 ***State funded.

Source: MFN/LOCATE Child Care, 7/14; Maryland State Department of Education; Department of Health and Mental Hygiene.

Education

Public and Private Schools (Elementary and Middle)

	Public	Private
Elementary Schools	124	7
Middle Schools	24	0
Combined	11	47

Elementary School Enrollment

	Public	Private
Pre-Kindergarten	5,641	1,538
Kindergarten	10,260	824
Grades 1 - 6	47,569	4,473
Total	63,470	6,835

Source: MSDE, 2013-14 school year. Enrollment figures are for September 30, 2013. Private schools include MSDE approved schools and those operated by a tax-exempt religious organization which hold a letter of exemption from approval in accordance with State law.

Supply of Child Care

Supply of Family Child Care

Number Providing Services to					Mean Weekly Cost of Care		
City	# of Providers	Infant	Pre-school	School-Age	Infants	Pre-school	B/A School
eltsville	21	18	18	14	203.75	168.96	104.55
Bowie	104	94	103	88	203.87	168.50	100.78
Greenbelt	13	13	12	12	202.22	172.50	90.83
Hyattsville	56	52	53	52	178.23	154.33	97.06
Lanham	50	48	50	46	178.55	153.94	102.78
Laurel	59	57	59	49	207.01	162.77	105.29
Riverdale	14	14	14	13	199.58	161.70	100.00
Capitol Heights	55	53	55	50	175.69	148.74	94.87
Forestville	20	20	20	17	169.17	144.33	104.17
Landover	22	20	22	18	187.71	144.38	95.83
Mitchellville	24	21	23	20	195.00	167.47	87.27
Suitland	32	28	30	27	175.42	143.96	89.50
Upper Marlboro	119	106	113	102	190.26	162.13	105.78
Accokeek	14	14	14	11	192.00	158.50	101.11
Brandywine	13	11	12	12	203.33	165.65	105.00
Clinton	67	63	65	60	173.39	144.35	88.06
Fort Washington	67	61	62	58	183.98	153.92	102.13
Oxon Hill	26	25	26	26	186.85	153.10	109.50
Temple Hills	53	47	52	43	171.38	139.10	93.57

Supply of Full-Day Center Care

Number Providing Services to					Mean Weekly Cost of Care		
City	# of Providers	Infant	Pre-school	School-Age	Infants	Pre-school	B/A School
Beltsville	9	5	9	7	\$269.42	\$ 188.89	\$ 122.50
Bowie	29	13	25	21	265.19	196.73	122.33
Greenbelt	5	1	5	5	275.00	186.75	145.00
Hyattsville	18	9	18	9	228.30	157.69	108.00
Lanham	12	8	11	8	258.70	196.63	120.70
Laurel	18	8	17	13	283.67	192.05	120.86
Riverdale	7	4	7	3	221.67	158.33	0.00
Capitol Heights	16	8	15	11	207.50	138.47	93.75
Forestville	5	3	5	5	186.25	139.38	96.00
Landover	19	8	19	15	183.13	158.64	114.17
Mitchellville	5	3	5	3	237.50	191.53	110.00
Suitland	8	5	8	7	266.67	173.81	123.33
Upper Marlboro	16	6	15	12	243.50	190.51	123.21
Accokeek	3	2	3	2	200.00	179.75	110.00
Brandywine	3	2	3	3	200.00	159.70	130.00
Clinton	15	9	15	13	213.13	165.08	108.50
Fort Washington	15	4	14	13	200.00	142.03	94.75
Oxon Hill	6	4	5	3	204.50	186.25	95.00
Temple Hills	17	7	15	16	212.00	140.16	98.75

NOTE: Only selected cities/communities in Prince George's County are represented. The number of providers caring for the different age groups does not equal the total number of providers in each city because some providers may care for more than one age group and/or complete information may not be available. "B/A School" is care provided before and/or after school.

Source: MFN/LOCATE: Child Care, 7/14.

Supply of Regulated Child Care

Density of Regulated Family Child Care Homes in Prince George's County

1 dot = 1 home



Source: MFN/LOCATE: Child Care, 7/14.

Density of Licensed 8-12 Hour Child Care Centers in Prince George's County


1 dot = 1 center



Source: MFN/LOCATE: Child Care, 7/14.

Supply of Regulated Child Care

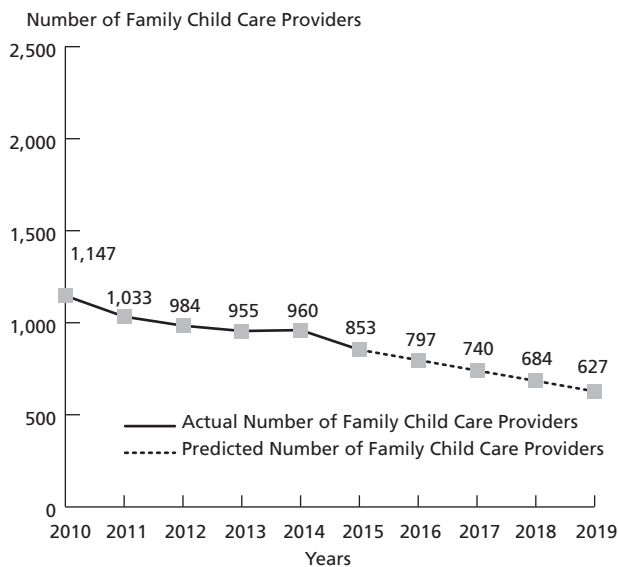
Number of Children 0-5 Years Per Regulated Child Care Space by Census Tract



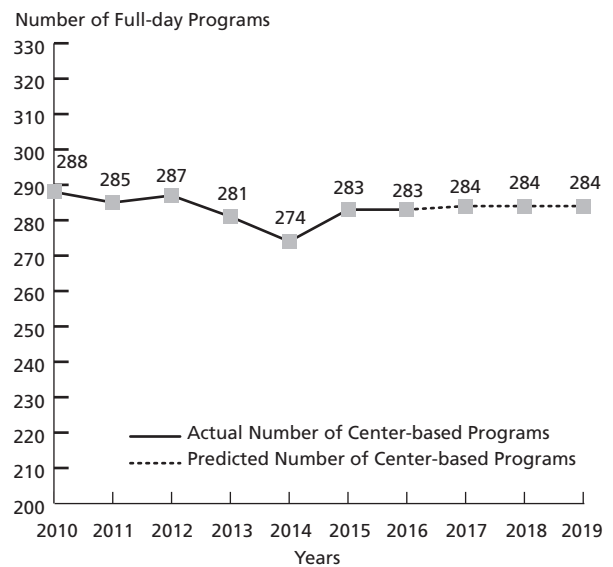
This map is based on census tracts defined by the U.S. Bureau of the Census. It does not accurately delineate land/water boundaries in some census tracts. Sources: U.S. Bureau of the Census, 2010. MFN/LOCATE: Child Care, 7/14.

Past and Anticipated Growth Patterns for Family/Center Providers

Family Child Care Providers in Prince George's 2010-2019



Center-based Programs in Prince George's 2010-2019 Full-day (8 to 12 hours)

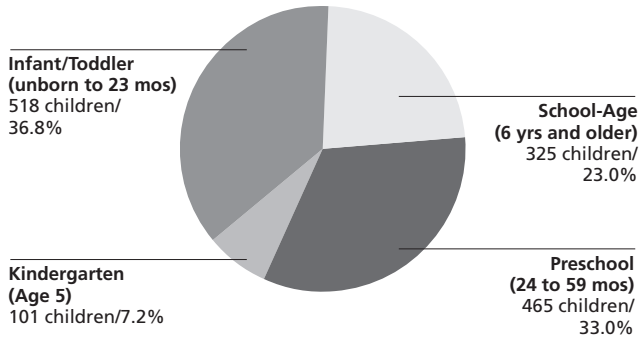


These predictions were generated with the use of the Multiple Regression Analysis and Forecasting template. The predictions generated by the Model do not reflect the effects of current changes to social programs affecting child care. Source: MFN/LOCATE: Child Care, 7/14.

Demand for Child Care

Children Served by Age

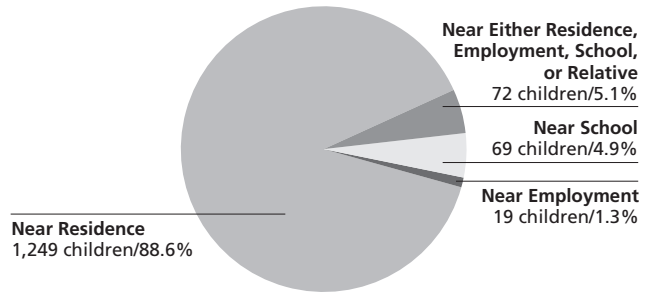
N=1,409



Source: LOCATE: Child Care at Maryland Family Network, Baltimore (7/1/13-6/30/14).

Children Served by Locational Preferences for Care

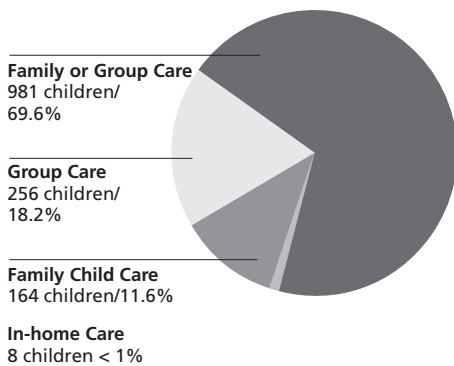
N=1,409



Source: LOCATE: Child Care at Maryland Family Network, Baltimore (7/1/13-6/30/14).
NOTE: Percentages may not total 100% because of rounding.

Children Served by Type of Care Preferred

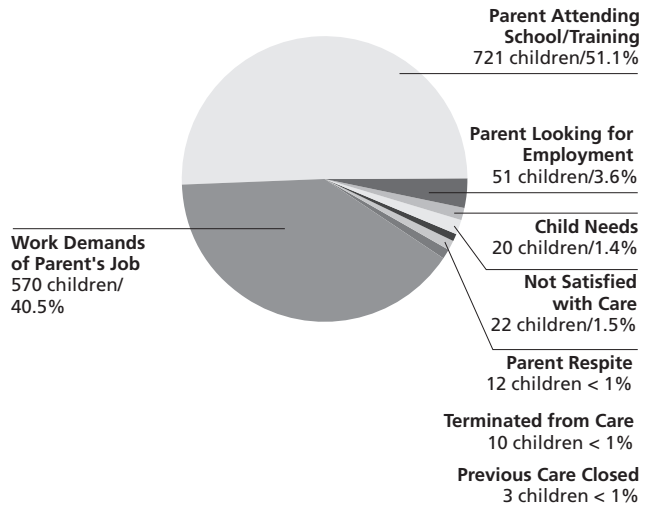
N=1,409



Source: LOCATE: Child Care at Maryland Family Network, Baltimore (7/1/13-6/30/14).
NOTE: Percentages may not total 100% because of rounding.

Reason Child Care is Needed

N=1,409



Source: LOCATE: Child Care at Maryland Family Network, Baltimore (7/1/13-6/30/14).
NOTE: Percentages may not total 100% because of rounding.

Demand for Child Care

Number of Children Served by LOCATE: Child Care
1,409 children (7/1/13-6/30/14)

Full-time or Part-time Care Needs of Children Served N=1,409

Full-time: 919 children (65.2%)

Part-time: 472 children (33.5%)

Other*: 18 children (1.3%)

* Includes requests for sick, backup and temporary care.

Source: LOCATE: Child Care at Maryland Family Network, Baltimore (7/1/13-6/30/14).

Child Care Subsidy Program (formerly POC)

LOCATE calls received from parents with children eligible for Child Care Subsidy
589 (41.8% of all calls)

LOCATE calls received from parents with children receiving Child Care Subsidy
443 (31.4% of all calls)

Source: LOCATE: Child Care at Maryland Family Network, Baltimore (7/1/13-6/30/14).

Major Reasons Parents Could Not Find Child Care in Prince George's

Reason	Count
Cost	62
No vacancies for infant	12
Combination of ages	11
Special needs	9
No accredited/credentialed care available	4
Schedule	4
Location	4
Other	4
No vacancies for Headstart/EHS	3
Transportation/Escort	3
Quality of care	2
No vacancies for school age	1
No vacancies for preschool	1

Source: LOCATE: Child Care at Maryland Family Network, Baltimore (7/1/13-6/30/14).

Major Factors Important to Parents Who Found Child Care in Prince George's

Reason	Count
Proximity to home, school, work	195
Cost	173
Environment	129
Educational program	77
Caregiver	69
Escort	54
Hours of operation/part time	26
Nearby transportation	12
Only program/provider with vacancy	10

Source: LOCATE: Child Care at Maryland Family Network, Baltimore (7/1/13-6/30/14).

Supply of Child Care

Child Care Subsidy Program

Family Child Care Providers willing to care for CCS children in Prince George's
806 (84.0% of total family child care providers)

Child Care Centers willing to care for CCS children in Prince George's County
224 (81.8% of total child care centers)

Source: MFN/LOCATE: Child Care at Prince George's Child Resource Center (7/1/13-6/30/14).

Prince George's FY15 Projected Allocation
\$13,302,776 = 3,032 full-time children

Source: Maryland State Department of Education, Office of Child Care.

Special Needs Child Care

Family providers who serve/have served children with special needs
596 (62.1% of total family child care providers in Prince George's)

Centers who serve/have served children with special needs
192 (70.1% of total child care centers in Prince George's)

Source: LOCATE: Child Care at Maryland Family Network, Baltimore (7/1/13-6/30/14).

Definitions

Before/After-School Care: School-Age child care offers care to children enrolled in Kindergarten or above. Care is provided before and/or after school and during school holidays/vacations. Programs are licensed by the Office of Child Care. Programs may operate from a school building or other licensed facility.

Census of Population and Housing: There are two versions of the 2000 Census questionnaire: a short form which asks a limited number of population and housing questions of all households, and a long form questionnaire which asks additional social and economic questions of a sample of all households. The data contained in the Census Summary Tape File 1 A (STF 1 A) are based on the questions which were asked of all persons, while the data from the Census Summary Tape File 3A (STF 3A) are based on the sample questionnaire. The user should note that data obtained from a sample are subject to sampling variability, and that there are limitations to many of these data.

Child Care: The care or supervision of a child when the child's parent has given the child's care over to another for some portion of a 24-hour-day as a supplement to the parent's primary care of the child. (OCC)

Child Care Center: Child care provided in a facility that, for part or all of the day, provides care to children in the absence of the parent. Centers are licensed by the Office of Child Care.

Child Care Subsidy Program (formerly POC): Provides financial assistance to eligible families in securing care for their children in registered family child care homes or licensed child care centers while parents/guardians are attending school, working, or in job training.

Children with Special Needs: Children who, because of a disability or other special educational, developmental, physical, emotional, behavioral, or medical condition, require additional care, or whose activities are restricted by a certain condition. (OCC)

Current Median Family Income: Current median family income is the value shown in a Geolytics report dated Nov 2014.

Current Population Estimates: Current population estimates are based on Geolytics, Inc. Reports.

Educational Attainment: The highest level of school completed or the highest degree received. Educational attainment figures were used for persons over 25 years of age. (U.S. Bureau of the Census)

Employer-Sponsored Centers: A child care center located on-site or off-site which is sponsored by a corporation, business, or other employer. Employees are given priority for enrollment slots.

Family Child Care: The care given to a child younger than 13 years old or to a developmentally disabled person younger than 21 years old, in place of parental care for less than 24 hours a day, in a residence other than the child's residence and for which the provider is paid. Regulations allow a family child care provider to care for as many as eight children at any time. (OCC)

Family Household Income: Family includes a householder and one or more persons living in the same household who are related to the householder by birth, marriage, or adoption. A household can contain only one family for purposes of census tabulations. Information on money income received in the calendar year 1999 was requested from persons 15 years and over. (U.S. Bureau of the Census)

Head Start: Project Head Start provides comprehensive developmental services for children from low-income families. Head Start is comprised of four components including Education, Health, Parent Involvement, and Social Services. Head Start Centers serve children from age 3 to school entry age from income eligible families.

Infant/Toddler: In the State of Maryland, "infant" means a child under 18 months old. "Toddler" means a child 18 months old or older but younger than 2 years old. (OCC) MFN reports "infant" as a child birth through 23 months of age.

Kindergarten: An instructional program for children who are 5 years old by September 1st of each academic year. Programs may be operated by a private or public school. Kindergarten is the year of school which precedes entrance to first grade.

The National Child Care Survey 1990: (NCCS) contains information on demand and parental preferences for care based on a nationally representative sample of families with children younger than age 13. The NCCS examined the type of care and education (excluding formal schooling) that parents use to supplement their own care of children. Employed mothers were surveyed regarding the primary supplemental care arrangements used for the most hours per week by their youngest child excluding school or kindergarten attendance.

The results indicate that 66% of the employed mothers surveyed used no supplemental care, or utilized care by relatives, by caregivers in the child's own home, or other arrangements. Family child care homes or child care centers were used as the primary supplemental care arrangement by the remaining 34%. The mother's utilization of out-of-home care varied with the age of the child, with 42% of children under 3 years of age, 60% of children ages 3-4 years, and 21% of children 5-12 years placed in these settings for supplemental care.

Definitions, cont.

Nursery Schools: An instructional program approved or exempted by the Maryland State Department of Education for children who are two through four years old. The maximum length of the program is 6 hours per day, however most operate only a few hours per day and may meet only two or three times per week for a nine month period.

Owner Costs with Mortgage (Selected Monthly): The sum of payments for mortgages, deeds of trust, contracts to purchase, or similar debts on the property; real estate taxes; fire hazard, and flood insurance on the property; utilities; and fuels. It also includes, where appropriate, the monthly condominium fees or mobile home costs. A housing unit is owner-occupied if the owner or co-owner lives in the unit even if it is mortgaged or not fully paid for. (U.S. Bureau of the Census)

Part Day: A program regulated by OCC with an educational focus for children one or two years before entering kindergarten. These programs are usually 2-3 hrs/day, 2-3 days/week, nine months/year.

Pre-Kindergarten: These are publicly funded pre-kindergarten programs for eligible 4-year-old children administered by local boards of education or qualified vendors. The programs have the overall goal of providing learning experiences to help children develop and maintain school readiness skills necessary for successful school performance. Local school systems shall enroll all 4-year-old applicants from economically disadvantaged or homeless families.

Poverty Level: The poverty guideline for a family of four persons was \$23,850 in 2014. (U.S. Department of Health and Human Services, JAN 2014)

Renter Occupied Gross Monthly Rent: Monthly contract rent plus the estimated average monthly cost of utilities and fuels, if these are paid by the renter. All occupied housing units which are not owner-occupied, whether they are rented for cash rent or occupied without payment of cash rent, are classified as renter-occupied. (U.S. Bureau of the Census)

Unemployment Rate: Civilians 16 years old and over are classified unemployed if they (1) were neither "at work" nor "with a job but not at work" during the reference week, and (2) were looking for work during the last four weeks, and (3) were available to accept a job. Also included were civilians who did not work at all during the reference week and were waiting to be called back to a job from which they had been laid off. (U.S. Bureau of the Census)

Youth Camps (Licensed): A day camp, residential camp, travel camp, or trip camp licensed by the Department of Health and Mental Hygiene.

The Maryland Child Care Resource Network is a public/private partnership designed to expand and improve child care delivery in Maryland. Maryland Family Network manages the Network and operates as its Statewide Coordinating Entity. Funding for this publication was made available by Maryland Family Network, the Maryland State Department of Education, and Maryland's business community.

For more information regarding the Child Care Demographic Reports, contact:

Maryland Family Network

1001 Eastern Avenue, 2nd Floor
Baltimore, Maryland 21202

410.659.7701

tel 410.659.7701 fax 410.783.0814

www.marylandfamilynetwork.org

For information regarding technical assistance and training for the child care community, contact:

Prince George's Child Care Resource Center

9475 Lottsford Road, Suite 202

Largo, MD 20774

301.772.8420

This publication was produced as a work for hire for the benefit of, and with funds from, the Maryland State Department of Education.

©2015 Maryland State Department of Education

©2015 Maryland Family Network



MARYLAND
FAMILY
NETWORK

